

3

With Student
Audio CD



LET'S GO

4th
Edition

STUDENT BOOK



R. Nakata
K. Frazier
B. Hoskins
C. Graham

OXFORD

Table of Contents

Let's Remember	2
Unit 1 At School	4
Unit 2 Clothing	12
Let's Review Units 1 and 2	20
Unit 3 Places	22
Unit 4 Occupations	30
Let's Review Units 3 and 4 ...	38
Unit 5 Activities	40
Unit 6 What Time Is It?	48
Let's Review Units 5 and 6 ...	56
Unit 7 Yesterday and Today	58
Unit 8 My Home	66
Let's Review Units 7 and 8 ...	74
Syllabus	76
Word List	78



Kate



Andy



Jenny



Scott



Let's Talk



Let's Learn



Let's Learn More



Let's Read

Phonics

Phonics



Let's Review

Let's Remember

A Listen, point, and say.


CD1
02



It's a sunny day!



He's going to the park.




This is Kate's umbrella.



Good-bye!

See you later.

These are my favorite cookies!



Unit 1 At School

Let's Talk



A Listen and say.

CD1
03

Oh, no! I don't have any potato chips.

I think I have some.



Really? Can I have some?

Sure. Help yourself!

Thanks! Do you want some grapes?

Yes, please. Thanks!



CD1
04

Can I have some?
Sure. Help yourself!

B Practice the words. Make sentences.

CD1
05




1. popcorn



2. candy



3. peanuts



4. crackers



5. potato chips

CD1
06

I have some **popcorn**.
I don't have any **candy**.

C Listen and sing.

CD1
07

No Popcorn

I have some candy,
I have some grapes,
but I don't have any popcorn.
No popcorn, no popcorn,
I don't have any popcorn!

Do you want some grapes?
I have some, but I don't
have any popcorn.
Do you want some peanuts?
I have some peanuts, but I don't
have any popcorn.

No popcorn, no popcorn,
I don't have any popcorn.
I want some popcorn, yes, I do.
I love popcorn!
I do, too!



Let's Learn



A Learn the words.

CD1
08



1. chalk



2. paint



3. tape



4. scissors



5. glue



6. paper



7. ribbon



8. string

B Ask and answer.

CD1
09




CD1
10

What does he
she have?

He
She has some chalk.

C Make sentences. CD1
11



She has some **tape**.

He doesn't have any **glue**.

D Listen, point, and sing. CD1
13

Sue Doesn't Have Any Glue

Sue doesn't have any glue.
 Sue doesn't have any glue.
 Sue has some paper.
 Sue has some string.
 Sue has a bird,
 and it's learning to sing.
 Sue has some ribbon.
 Sue has some chalk.
 Sue has a dog,
 and it's learning to talk.




But Sue isn't happy.
 No, she's feeling blue.
 Sue doesn't have any glue. (Boo hoo!)
 Sue doesn't have any glue.

Let's Learn More



A Learn the words. CD1 14



1. magnets



2. scissors



3. calculators




4. colored pencils




5. rubber bands



6. push pins



7. paint brushes



8. staplers

B Ask and answer. CD1 15

Does she have any magnets?

Yes, she does.



Does **she** have any **magnets**?

Yes, **she** does.

No, **she** doesn't.

C Play a game. Ask your partner.

CD1
17

Do they have any **chalk**?
Yes, they do.
No, they don't.



D Make sentences.

He has some _____.
She has some _____.

They have some _____.
They don't have any _____.



A Listen, point, and say.

CD1
18

bl

black



gl

glass



pl

plate



blue



glue



plant



B Listen, point, and chant.

CD1
19



Big Black Butterfly

Quick! Look at the big black butterfly
Dancing on the little green plant!
Pick up your glass. Now he's on your plate!
He's on your blue gloves! He's beautiful!



C Listen and read along.

CD1
20


Sam's Plant



1 Sam has a little green plant. He has a glass pot and a blue plate.



2 He puts the plant in the glass pot. He puts the pot on the blue plate.



3 The plant is big. Oh, no! Sam doesn't have any glue!



4 Sam puts the plant in a black pot. The black pot is big!

D Listen and circle.

CD1
21

1. What color is the plate?

a. blue

b. black

2. Does Sam have any glue?

a. Yes, he does.

b. No, he doesn't.

3. Is the black pot big or little?

a. big

b. little