

2

With Student
Audio CD



LET'S GO

4th
Edition

STUDENT BOOK



R. Nakata
K. Frazier
B. Hoskins
C. Graham

OXFORD

Table of Contents

Let's Remember	2
Unit 1 At School	4
Unit 2 My Things	12
Let's Review Units 1 and 2 ...	20
Unit 3 Things I Can Do	22
Unit 4 Occupations	30
Let's Review Units 3 and 4 ...	38
Unit 5 Things to Eat	40
Unit 6 My House	48
Let's Review Units 5 and 6 ...	56
Unit 7 Routines	58
Unit 8 Doing Things	66
Let's Review Units 7 and 8 ...	74
Syllabus	76
Word List	78



Kate



Andy



Jenny



Scott



Let's Talk



Let's Learn



Let's Learn More



Let's Read



Phonics



Let's Review

Let's Remember

A Listen, point, and say. CD1
02

There are two cats!
They're in the tree.

I like pizza.

I want chicken.

I have three balls.



I can fly a kite.

This is a flower.

These are flowers, too.

Here you are.

Thank you.

You're welcome.

Unit 1 At School

Let's Talk



A Listen and say.

CD1
03

Hi, Scott. How are you?


I'm OK, thanks.
How about you?

Pretty good!



Good-bye, Scott!

See you later!



CD1
04

How about you?
I'm OK.
Pretty good!

Good-bye!
See you later!

I am = I'm

B Listen and sing.



The Hello and Good-Bye Song



Hi, Scott. How are you?

I'm fine, thank you.

Hi, Jenny. How are you?

Pretty good, thank you.

Hi, Andy. How are you?

OK, thank you.

Hi, Kate. How are you?

I'm fine.

Good-bye, Scott.

See you later, alligator!

Good-bye, Jenny.

See you later, alligator!

Good-bye, Andy.

See you later,

See you later.

See you later, alligator!


Good-bye, Kate!



C Say and act. Say hello and good-bye.

Hi, _____. How are you?

I'm _____.
How about you?



Good-bye, _____!

See you later!



Let's Learn



A Learn the words.

CD1
06



1. a picture



2. a window



3. a pencil sharpener



4. a workbook



5. a paper clip



6. a clock



7. a door




8. a calendar

B Ask and answer.

CD1
07

What's this?



It's a picture.

What's that?



It's a window.

CD1
08





What's this?
It's a picture.

What's that?
It's a window.

It is - It's
What is - What's

C Ask and answer.

CD1
09



CD1
10

Is	this	a calendar?	Yes, it is.
	that		No, it isn't.

is not = isn't

D Listen, point, and chant.

CD1
11

What's This? What's That?



What's this?
What's that?
This is a spider.
That's a cat.
What's this?
What's that?
This is a baseball.
That's a bat.

This is a spider.
That's a cat.
This is a baseball.
That's a bat.

Let's Learn More



A Learn the words.

CD1
12



1. paper clips



2. pictures



3. clocks




4. workbooks



5. calendars



6. pencil sharpeners



7. windows



8. doors

B Ask and answer.

CD1
13

What are these?

They're paper clips.



What are those?

They're pictures.



CD1
14

What are these?
They're **paper clips**.

What are those?
They're **pictures**.

They are = They're



A B C D E F G H I J K L **M N** O P Q R S T U V W X Y Z
a b c d e f g h i j k l **m n** o p q r s t u v w x y z


A Listen, point, and say.

CD1
17

Mm



mop



map



mug

Nn



notebook



nine



nut

B Listen, point, and chant.

CD1
18



The M N Phonics Chant

Hop on the mop,
Not the broom.
I need the name
Of the man in the moon.



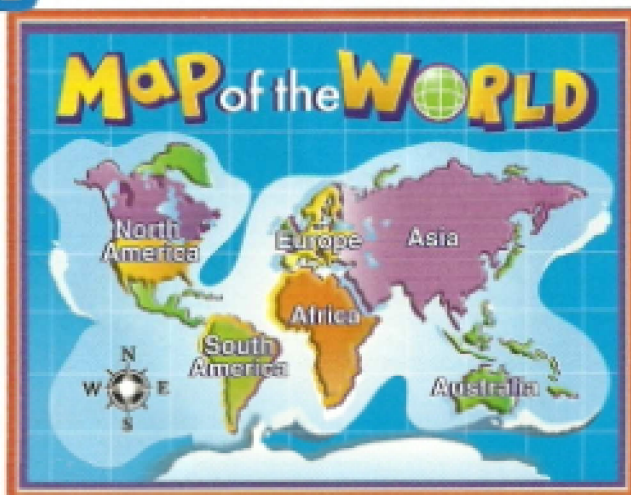
What Do You See?

1



What's that?
What do you see?
There's a man with a mop.

2



What are those?
What do you see?
There are names on the map.

3



What's this?
What do you see?
There's a nut on my notebook.

4



What are these?
What do you see?
There are nine names on mugs.