

# Let's Remember

A Listen, point, and say.  1.02

There are two cats!  
They're in the tree.

I like pizza.

I want chicken.

I have three balls.



I can fly a kite.

This is a flower.

These are flowers, too.

Here you are.

Thank you.

You're welcome.

# Unit 1

## At School Let's Talk



### A Listen and say. 1.03

Hi, Scott. How are you?



I'm OK, thanks.  
How about you?

Pretty good!

Goodbye, Scott!



See you later!

 1.04

How about you?  
I'm OK.  
Pretty good!

Goodbye!  
See you later!

I am = I'm

### B Watch the video.

**C Listen and sing.**  1.05 



## The Hello and Goodbye Song

Hi, Scott. How are you?

I'm fine, thank you.

Hi, Jenny. How are you?

Pretty good, thank you.

Hi, Andy. How are you?

OK, thank you.

Hi, Kate. How are you?

I'm fine.

Goodbye, Scott.

See you later, alligator!

Goodbye, Jenny.

See you later, alligator!

Goodbye, Andy.

See you later,


See you later.

See you later, alligator!

Goodbye, Kate!



**D Say and act. Say hello and goodbye.**



I can do this lesson.

# Let's Learn



## A Learn the words. 1.06



1. a picture



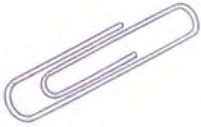
2. a window



3. a pencil sharpener



4. a workbook



5. a paper clip



6. a clock



7. a door



8. a calendar

## B Ask and answer. 1.07

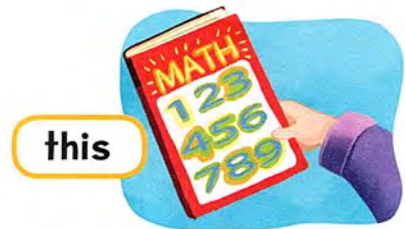


What's this?  
It's a picture.

What's that?  
It's a window.

It is = It's  
What is = What's

**C** Ask and answer.  1.09



Is	this	a calendar?	Yes, it is.
	that		No, it isn't.

is not = isn't

**D** Watch, point, and chant.    1.11 

## What's This? What's That?



What's this?

What's that?

This is a spider.

That's a cat.

What's this?

What's that?

This is a baseball.

That's a bat.



This is a spider.

That's a cat.

This is a baseball.

That's a bat.



I can do this lesson.

# Let's Learn More



## A Learn the words. I.12



1. paper clips



2. pictures



3. clocks



4. workbooks



5. calendars



6. pencil sharpeners



7. windows



8. doors

## B Ask and answer. I.13

What are these?

They're paper clips.

What are those?

They're pictures.



What are these?  
They're **paper clips**.

What are those?  
They're **pictures**.

They are = They're

**C** Play a game. Ask your partner.  I.15

Are	these those	doors?	Yes, they are. No, they aren't.	are not = aren't
-----	----------------	--------	------------------------------------	------------------



**D** Listen and do.  I.16



1. Point to the clock.



2. Touch the picture.



3. Write your name.



4. Sharpen your pencil.

 I can do this lesson.





## Phonics

A B C D E F G H I J K L **M N** O P Q R S T U V W X Y Z  
a b c d e f g h i j k l **m n** o p q r s t u v w x y z

**A** Listen, point, and say.  1.17

**Mm**



**Nn**




**B** Listen, point, and chant.  1.18 


### The M N Phonics Chant

Hop on the **m**op,  
**N**ot the broom.  
I **n**eed the **n**ame  
Of the **m**an in the **m**oon.



**C** Listen and read along.  1.19

## The Moon Map



Hop on a mop. Let's go to the moon! There's a map. OK!



What's that?  
It's the moon.



Are those nuts?  
Yes, they are. There are nine nuts on the moon.



What are these?  
They're moon mugs.



I can do this lesson.