



Listen to the word chant.



Listen and repeat.

c ake → cake



cake




bake

c ape → cape



cape



tape

n ame → name



name



game

c ase → case



case



vase



Put the right stickers.

1
cake

2
cape

3
name

4
case


5
bake

6
tape

7
game


8
vase

1




c e
a m
p a
e c

2




b e
a k
s a
e b

3



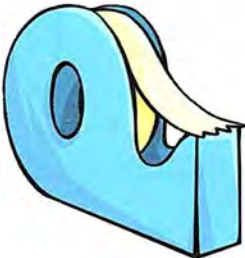
c e
a s
k a
e c

4




g e
a p
m a
e g

5



t e
a p
m a
e t

6



c e
a p
k a
e c



Listen and write. Then number the pictures.

1

n	_name
m	

2

p	_a_e
t	

3

s	_a_e
v	

4

b	_a_e
k	

5

g	_a_e
m	

6

p	_a_e
c	





1











Read and write the letters.

a



b



1 The tape is in the case. (b)

2 The vase is in the case. ()

a



b



3 The men bake the cake. ()

4 The men bake the vase. ()

a



b



5 The name is on the game. ()

6 The tape is on the cape. ()

Listen to the reading chant.



Let's bake a cake.
Let's put it in a case.
Oh, look at the case!
We need tape.

Check.

1 They bake a cake.

Yes No

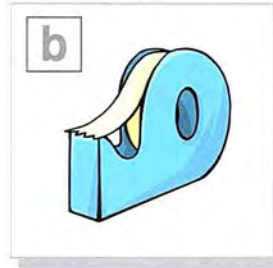
2 They need a vase.

Yes No

Quiz



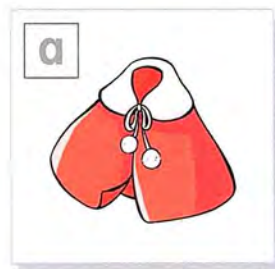
Listen and check the right picture.



Listen and check the right word.



Read and check the rhyming picture.





Listen to the word chant.



Listen and repeat.

b i k e → b i k e



bike



hike

k i t e → k i t e



kite



bite

n i n e → n i n e



nine



pine

f i v e → f i v e



five



dive